



21st CCLC Evaluation Results for Thurston Woods CLC

5966 N. 35th St. Milwaukee, WI 53209

Thurston Woods Campus vision: The Thurston Campus Community will collaborate to teach with compassionate, rigorous, and engaging instruction while providing a culturally responsive environment that creates lifelong learners in an evolving society.

Silver Spring Neighborhood Center mission: To build a safer, stronger neighborhood and community on Milwaukee's northwest side.

Contact Info:

- CLC Site Coordinator - Tammy Lacy 414-393-2824 office, tlacy@ssnc-milw.org
- Lead Agency Representative - James Wilbern 414-463-7950 office, jwilbern@ssnc-milw.org

Program Overview:

The Thurston Woods Campus CLC, after school program provides students in grades K5 through 8th with a safe place to develop skills that are both academic and social. The program allows participants to receive assistance with their daytime school work, provide activities to support and enhance their academic and social skills, and allows for students to gain new experiences. Students will be targeted for participation based on a combination of their report cards, STAR testing data, classroom behavioral data, teacher referrals and the social-emotional needs of the student. We collaborate with the day school to host family enrichment activities designed to strengthen the support families can offer their students. We provide a healthy snack and/or meal daily to our after school participants. We are able to accomplish these acts by intentional collaboration with the day school, community partners, and with input and support from our families. Our program operates Monday through Friday, 2:30 pm to 5:30 pm for 33 weeks during the school year. We are closed on non-student attendance days throughout the school year.

CLC Programs Offered:

Academic:

- a. LitART: (Literacy program)
- b. Mad Science (science workshops)
- c. Tutoring (various subjects)
- d. Sharp Literacy (STEAM based programs)
- e. FIIT Literacy (financial literacy)
- f. Homework Help (school day support)

Recreational Programs:

- a. Spark (physical education)
- b. Dance (wellness)
- c. Peace Propaganda (music & video creation)
- d. SCORES (soccer and literacy)
- e. First Stage (social emotional program)
- f. Social Development Program

Schedule (sample)

THURSTON WOODS
CLC PROGRAM

Weekly schedule

Name: LEAD TEACHERS

Time / period	Monday	Tuesday	Wednesday	Thursday	Friday
2:30-3:00	DINNER K5 - 8	DINNER K5 - 8	DINNER K5 - 8	DINNER K5 - 8	DINNER K5 - 8
3:00-3:30	K-8 Academic Enrichment (Reading)	K-8 Academic Enrichment (<u>Math</u>)	K-8 Academic Enrichment (Reading)	K-8 Academic Enrichment (Math)	K-1 Movie Time 2-3 Spark 4-5 Arts & Crafts 6-8 Game Lounge
3:30-4:00	K-1 Art 2-3 Game Time 4-5 Scores/Writing 6-8 Game Time	K-1 LitArt 2-3 LitArt 4-5 Scores/Soccer 6-8 LitArt	K-1 LitArt 2-3 Art 4-5 Scores/Writing 6-8 Social Development	K-1 Arts & Crafts 2-3 Sharp Literacy 4-5 Scores/Soccer 6-8 Art	K-1 Mad Science 2-3 Mad Science 4-5 Mad Science 6-8 Movie Time
4:00-4:30	K-1 Spark 2-3 Spark 4-5 Scores/Writing 6-8 Arts & Crafts	K-1 Spark 2-3 LitArt 4-5 Scores/Soccer 6-8 LitArt	K-1 Spark 2-3 Spark 4-5 Scores/Writing 6-8 Arts & Crafts	K-1 Spark 2-3 Sharp Literacy 4-5 Scores/Soccer 6-8 Game Time	K-1 Mad Science 2-3 Mad Science 4-5 Mad Science 6-8 Gym Time
4:30-5:00	K-1 Game Lounge 2-3 Arts & Crafts 4-5 Movie Time 6-8 Spark	K-1 Art 2-3 Gym Time 4-5 LitArt 6-8 Spark	K-1 Game Lounge 2-3 Game Time 4-5 Movie Time 6-8 Spark	K-1 Game Lounge 2-3 Arts & Crafts 4-5 LitArt 6-8 Spark	K-1 Gym Time 2-3 Game Time 4-5 Movie Time 6-8 Spark
5:00-5:30	K-8 Homework Help	K-8 Homework Help	K-8 Homework Help	K-8 Homework Help	K-8 Computer Free Time
5:30	Dismissal	Dismissal	Dismissal	Dismissal	Dismissal

Students Served

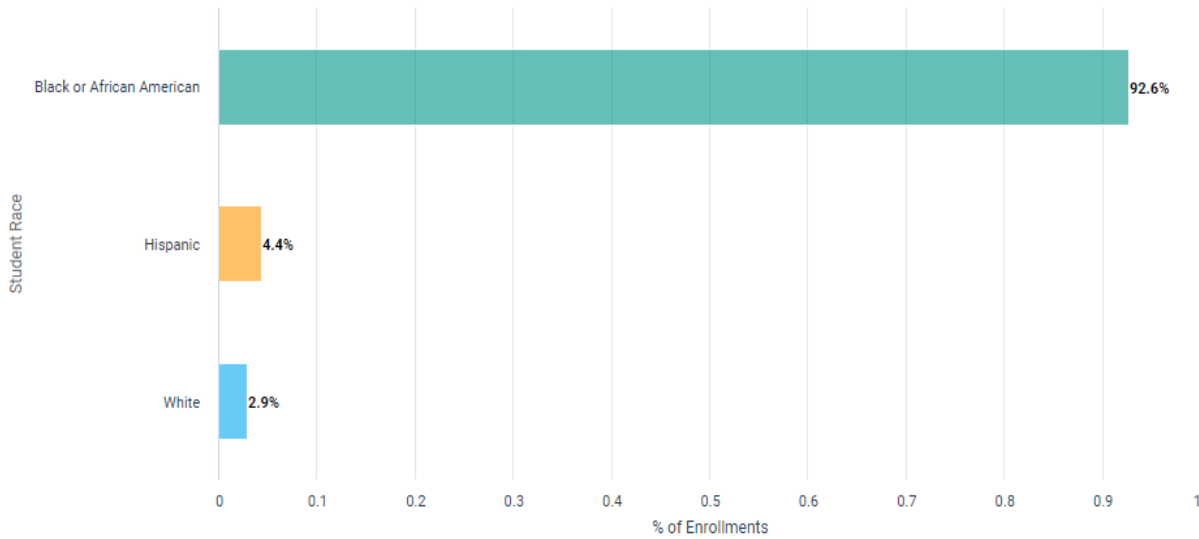
Cayen Self-Check and Hours of Operation Reports

	Total Number of Students Who Attended				Average Daily Attendance (ADA)	Total Student Enrollment
	1-29 days	30-59 days	60-89 days	90+ days		
2021-2022	54	24	18	2	35	94
2020-2021	52	10	7	8	15	77
2019-2020	46	35	24	55	92	160
2018-2019	48	15	16	72	81	151

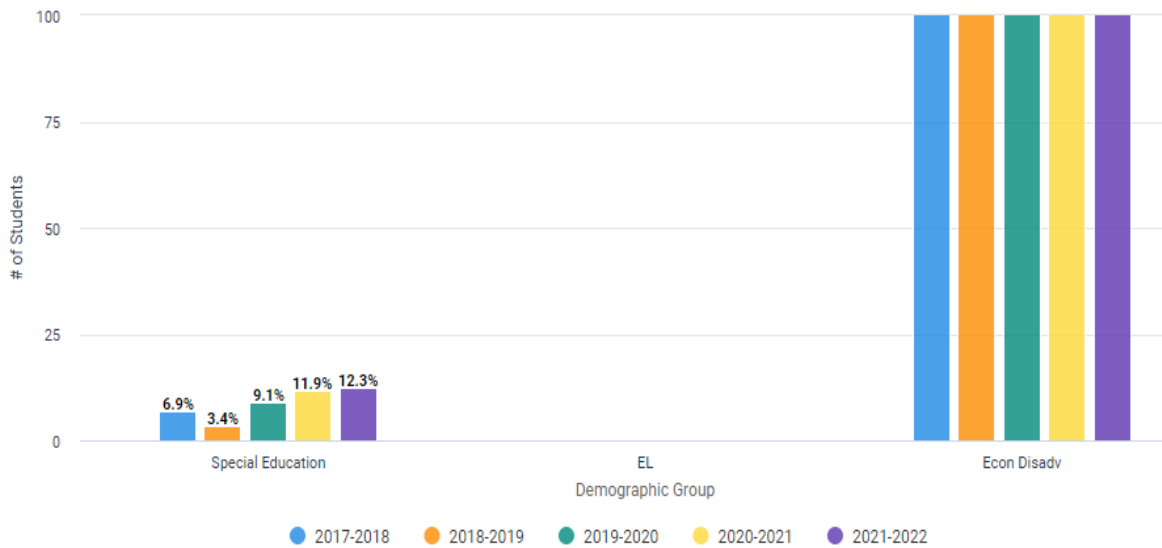
*** According to the MPS Data dashboard as of 3/2/22 Thurston Woods Campus has an attendance YTD of 75.4 % and of that CLC students are at 82.2%

Student Demographics - MPS Data Dashboard

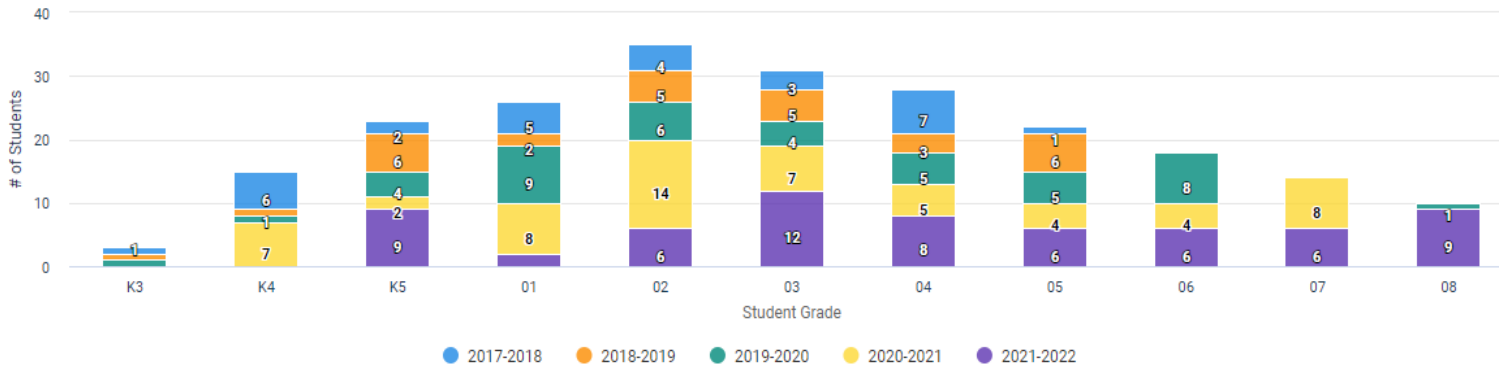
The Percentage of Students Enrolled in CLC By Race - 2021-2022



(Left) The Number of Students Enrolled in CLC from 2017-2022 that receive Special Education Services.
(Right) The Number of Students Enrolled in CLC from 2017-2022 that are Economically Disadvantaged
(middle) Zero English Language Learners



The Number of Students Enrolled in CLC from 2017-2022 by Grade Level



Progress Toward Objectives

- **GOAL:** By May 31, 2022, 100 percent of the regular 21st CCLC attendees will participate in drills consistent with the School Crisis Plan (**On target to achieve goal**)

CLC Safety Drills:

Fire Drills <i>* DCF Licensing requires fire drills to be conducted monthly.</i>		Tornado Drills <i>* DCF Licensing requires tornado drills to be conducted monthly from April – October.</i>		Emergency Lockdown Procedures
Sept:	Feb: 21st	Oct 2021:	19th	Sept:
Oct: 18th	Mar: 14th	Apr 2022:	12th	Nov: 18th
Nov: 22nd	Apr: 11th	May 2022:	17th	Jan: 20th
Dec: 20th	May: 16th	June 2022:	14th	Mar: 18th
Jan: 10th	June: 13th			May: 19 th

Academic Data:

Student achievement data in Milwaukee Public Schools is measured using Data from the District STAR assessment and the State Forward Assessment. Due to the COVID -19 Pandemic some data is limited.

- **GOAL: CLC will improve student achievement in reading.**
 - By May 31, 2022, 90 percent of regular 21st CCLC attendees will increase their score on the STAR reading test by 30 points from Fall to Spring of the school year.

- **GOAL: CLC will improve student achievement in mathematics**
 - By May 31, 2022 90 percent of the regular 21st CCLC attendees will increase their STAR math score by 40 points from Fall to Spring school year.

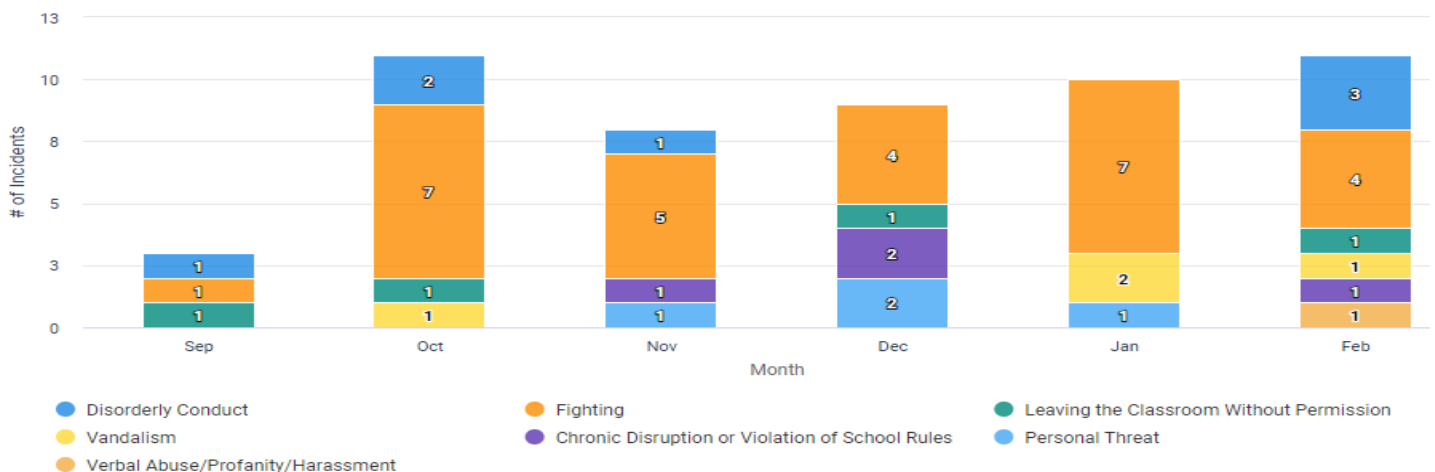
Analysis of Fall to Winter Star Growth (2021-2022 School Year)

Percentage of Students who have shown growth.		- Goal by Spring is 90% of Regular Attendees
	Thurston Woods School Wide	Community Learning Center Participants (All Participants)
Reading Growth	67%	61%
Math Growth	68%	66%

Through our academic enrichment daily sessions, based on the common core needs, we are confident that 90% of our CLC participants will show growth by the end of this school year.

Behavioral Referrals of CLC Participant by Month - Per MPS Data Dashboard - 2021-2022

- **GOAL: CLC will decrease behavioral referrals among participating students.**
 - By May 31, 2022, 90 percent of regular 21st CCLC attendees will decrease their behavioral referrals by 50%. **(On target to achieve this goal)**



- **GOAL: CLC will increase the number of families that attend CLC educational family activities**
 - By May 31, 2022, family members that attend a 21st CCLC educational family event will increase by 20% **(due to current Covid mitigation efforts in-person family events are not allowed on MPS grounds. This greatly impacts our chance of meeting this goal)**

Family Events and Participation

Cayen Attendance Summary Report of Family Events

	Number of Events	Family Participation
2021-2022	2	56%
2020-2021	2	80.75%
2019-2020	3	50.23%
2018-2019	4	60.53%
2017-2018	4	64.48%

Conclusions and Recommendations

During the 2021-2022 programming year, we are proud of the work that we accomplished, considering the hardships of the last two years. Our families are returning to in-person activities as well as our trusted community partners. We have learned that slow and steady wins the race. While evaluating our present findings versus our past we have realized that consistency and collaboration is the key. Taking into consideration, the views and ideas of not only our participants but also the thoughts and ideas of our key stakeholders will continue to guide program changes and philosophies.

Changes Planned:

- 1) Increase daily participation
- 2) Increase the quality of our academic programming
- 3) Decrease the amount of CLC participants who receive behavioral behaviors

List of Recommendations:

Increase Participation:

- 1) Look for innovative and high quality programs to offer our students.
- 2) Gather input on programs wants and needs from our families.

Academics:

- 1) Intentionally align our academic programs to better support day school activities.
- 2) Collaborate on professional development opportunities with the day school.

Behavior:

- 1) Enforce PBIS expectations in our program
- 2) Increase SEL programming in conflict resolution, anti bully, and goal setting.